

Sectional Overhead Door



   /indupart  /company/indupart-ltd

0161 432 6655 | sales@indupart.co.uk | www.indupart.co.uk

Northern Sales, Distribution Centre & Production Warehouse
The Door Centre, Discovery Park, Crossley Road, Stockport, SK4 5BW



Raising Standards
Safety Assured



When searching for the right sectional overhead door, safety, durability, customisation and appearance are very important. You are looking for a reliable product that will operate problem free under all conditions. A proven product that will be made according to your specification and be delivered on time.

Indupart's sectional overhead doors meet the most stringent British guidelines in the area of safety and durability. In a wide range of applications and in changing weather conditions (temperature, wind and water), the sectional overhead doors provide reliable access through the openings in which they are installed.

We offer an extensive range of quality steel sectional overhead doors, with or without windows, in almost any desired size and colour. Thanks to the many combinations that are possible, the doors can simply be integrated in both industrial and commercial buildings. They are easy to operate, are functional and improve the appearance of your premises.

This brochure gives a detailed overview of our models, materials, product variants and special doors. Based on this information, you can get together with your sales advisor to determine the specifications of your door. We also offer an appropriately priced, quality solution for your exterior door openings.



Guaranteed Quality

With our sectional overhead doors, you can count on optimum safety and durability from the product, the delivery, the installation and service. We guarantee the best quality.

Flexible

Our sectional overhead doors are constructed from Kingspan composite steel, allowing you to specify the format, functionality and appearance you desire. Indupart's sectional overhead doors can be supplied in any RAL colour.

Durable

You want a sectional overhead door that completely meets your needs and will operate problem free for many years. The panels in our doors are perfectly protected against corrosion, thanks to the use of high-quality materials, which are galvanised and coated. This guarantees a long life, even when exposed to extreme weather conditions.

Certified

To guarantee the quality and safety of industrial doors, the European Commission has established (European) guidelines in the EN 13 241 1:2003 standard. All of our sectional overhead doors meet the requirements specified in this CE NEN standard. This has been determined by the accredited Swedish research centre SP Technical Research Institute of Sweden.

Reliable

Our sectional overhead doors are produced at our Stockport production warehouse. We have been delivering, in accordance with the agreed specifications and delivery times, quality doors from our own factories for over 30 years. We keep our quality standards high with product innovation and extensive internal quality control. Our products make us the market leader in the UK.

Long Life

Thanks to the extra thick steel skin, that is galvanised and coated, the doors are optimally protected against deformation and corrosion. You are ensured that your door will have a long life.



High Insulation Value

Our sectional overhead doors are made of 40-millimetre thick steel sandwich panels/sections (80mm are available). The male-female construction ensures that they fit together almost seamlessly. The front and back skins of the panels are made of extra thick steel.

These skins are separated by Kingspan's unique firesafe foam.



Made to Measure

Our sectional overhead doors are manufactured to the exact specified size and assembled and installed on site. If required, our doors can be fitted with a wicket door and/or windows. The sectional overhead door can be operated manually, semi-automatically (with a chain hoist) or fully automatically (with a GfA operator).





A track system is used when opening and closing a sectional overhead door. This system consists of a set of rails, the springs and the operating equipment. The track system forms the silent strength of every sectional overhead door.

Tracks

Indupart's tracks are always custom made and all made from high-quality galvanised steel. A track is designed and made to measure in our factory for every sectional overhead door. The quality of the track determines to a large degree the life of your sectional overhead door.

The roller carriers are adjustable and along with the intermediate panel hinges, are hot dipped galvanised steel. The rollers that run in the side track are sealed for life, self-lubricating bearings with a nylon tyre to give a smooth and quiet operation.

Springs, Hoisting Cables & Hardware

Steel lifting springs and cables are used to open the sectional overhead door and keep it open. The springs are high quality and have a long life. They are shot blasted, powder coated and oiled when delivered. Special springs are available for overhead doors that are used frequently. The hoisting cables are six times over-dimensioned for additional safety.

Operating Equipment

The sectional overhead door can be operated manually, with a chain hoist or by an electric motor. We can advise you of the possibilities and advantages of each mode of operation.



Door Safety

Spring Brake Device

If a spring of the track system breaks (for instance at the end of its life), it is possible for the overhead door to suddenly shut at great speed. For manually operated doors especially, this can result in dangerous situations. Therefore, these overhead doors are fitted as standard with an obligatory spring brake device. If another mode of operation is used, the spring brake device can be fitted as an extra option.

Cable Break Safety Device (Recommended)

In the unlikely event that one of the cables of the guide rail system breaks, an unsafe situation can develop when opening or closing the door. To reduce the risk of a cable break, we over-dimension the cables six times. This reduces the probability of both cables breaking at the same time to almost zero. Although when using our cables it is not obligatory to fit a cable break safety device, Indupart fit them as standard.

Performance

Doors to comply with BS EN 13241-1:2003 + A1 : 2001

Mechanical Aspects: Pass (BS EN 12604)

Requirements for safety in use of power operated doors: Pass (BS EN 12453)

With 3rd party certification by recognised testing authority.

Wind Pressure: Class 3 (BS EN 12424) - Doors to achieve higher wind load classes are available on request.

Manual Opening force: Pass

Water Penetration: Class 3 (BS EN 12425)

Air Permeability: Class 2 (BS EN 12426) - Offering an air tightness of 12m³/m²h at a pressure of 50Pa.

Air Leakage: Class 3

Acoustic Rating: 25dB

CE marked with manufacturers declaration of conformity.

Safety Edge & Light Curtain

A safety edge or a light curtain be fitted to electrically operated overhead doors for additional safety. With the safety edge installed, when the door is closing it will stop and automatically reopen if the safety edge is touched. The light curtain secures the entire door opening. As soon as someone or something is detected in the door opening when the door is closing, the door will automatically reopen.

Safety Edge

You can also select a safety edge to be fitted on electrically operated overhead doors for additional safety. If the door closes while someone or something is under it, the safety edge stops the door automatically.

Finger Protection

Finger protection is obligatory (CE standard) for overhead doors up to a height of 2.5 metres (the height of the pivot point of the top section). Finger protection is not obligatory for higher sectional overhead doors, but offers extra protection.

Door Panels

Kingspan 610mm x 40mm thick composite panels manufactured using 0.45mm outer and 0.4mm liner, continuously hot dip, zinc coated structural steel with internally mounted steel bands to accept self tapping fixings. Insulated with Kingspan's unique Isophenic (IPN) Core (providing optimum fire performance as standard) giving an optimum panel 'U' value of 0.51 W/m² K. This means a typical door of 4000 x 5000 'U' value of 0.9 W/m² K. Better 'U' values are achievable using 80mm Kingspan composite panels on request.

Description	Compulsory	Recommended
Spring break safety device	For manually operated doors and doors operated by a chain hoist	Always
Cable break safety device	If the cables are less than six times over-dimensioned	Always
Slack cable safety device	For electrically operated doors	Install 2 per door
Safety Edge	Not compulsory	For safety and ease of use
Smart lock device	Not compulsory	For security and smaller doors
Finger protection	If the pivot of the top section is below 2500 mm	Always



Isophenic (IPN) insulated core as standard on all Indupart sectional overhead doors



The **FIREsafe** core provides optimum fire performance for a sandwich panel and is classified as B – s2, d0 under the requirements of EN 13501-1:2007+A1 (the European wide classification for construction products and building elements) – and accords with Fire Class M1 ('non inflammables') in France.

Please note: B - s2, d0 describes the following:

B - reaction to fire behaviour

s2 - smoke production classification

d0 - flaming droplets / particles classification

During the early stages of fire the Isophenic (IPN) core swells and expands slightly (thereby filling any gaps between the steel faces) to form a protective char. The step change in chemical formulation also means that this differentiated, added value and future-proofed Kingspan Door Components panel is more difficult to ignite, self-extinguishing and produces less smoke than other products.

The panel embodies the same proven formulation as used by Kingspan roof and wall panel for many years to meet with insurance approval standards Loss Prevention Standard (LPS) 1181 and Factory Mutual (FM) 4880.



As you would expect, Indupart offer a wide range of optional extras including but not limited to, double-glazed windows, integral personnel doors in main door and door safety furniture.

Windows

Do you want more light to enter the area behind the sectional overhead door, or do you want to be able to look through the door to the outside? It is possible to add one or more windows to the sectional overhead door.

With Indupart's sectional overhead doors, you can select insulated, oval or rectangular windows. If you want to increase the amount of illumination, you can glaze the entire width of the door. We do this by combining the standard steel 40mm panels with aluminium panoramic window sections. This allows even more light to enter, making it a simple way to increase the amount of light on the work floor as well as giving your sectional overhead door a more industrial appearance.



Colour Options




Plastisol

Plastisol 610mm Colours

These colours are only available on 610mm Deep Panels


- 01. Sunflower Yellow (Aztec)
BS 10E55
- 02. Flame Red (Poppy)
BS 04E53
- 03. Sapphire Blue (Sargasso)
RAL 5003
- 04. Khaki Green (Moorland)
BS 12B21
- 05. Olive Green
BS 12B27
- 06. Leaf Green (Heritage)
RAL 6002
- 07. Van Dyke Brown
BS 08B29
- 08. Goosewing Grey
BS 10A05
- 09. Merlin Grey
BS 18B25
- 10. Cornflower Blue (Solent)
BS 18E53
- 11. Azure Blue (Ocean)
BS 18C39
- 12. Juniper Green
BS 12B29
- 13. Signal White
RAL 9003
- 14. Anthracite
RAL 7016



Plastisol 500mm Colours


These colours are only available on 500mm Deep Panels

- 01. Gull Grey
BS 18B17
- 02. Mushroom
BS 10B19



Polyester

- 01. Sunset Red
RAL 3000
- 02. Gentian Blue
RAL 5010
- 03. Fir Green
RAL 6009
- 04. Anthracite
RAL 7016plus
- 05. Ivory
RAL 1015
- 06. Bone (Grey) White
RAL 9002
- 07. Grey Aluminium
RAL 9007plus
- 08. Silver
RAL 9006plus
- 09. White
RAL 9010
- 10. Black
RAL 9005



Please note: The colours reproduced here are offered as guide only, because of differences in the printing process. It is possible that the finished product may be slightly different from those illustrated on this document. Please contact your nearest Indupart sales office for an accurate guide.